



Long Hair Care Forum

The Ultimate Hair Care & Beauty Resource for Women of Color

[Home](#) [!! SUBSCRIBE !!](#) [Reviews](#) [Blogs](#) [Feature of the Month](#) [Albums](#) [Groups](#) [Arcade](#) [Member List](#) [Contact Us](#) [Archive](#)

User Name Password Remember Me?

[Long Hair Care Forum](#) > [Long Hair Care Forum's Discussion Boards](#) > [Hair Care Tips & Product Review Discussion](#)

Weave It Up Challenge 2010

[Rules](#) [iSpy](#) [Register](#) [Chat Room](#) ▼

» LHCF Search

Google™ Custom Search

Hair Care Tips & Product Review Discussion Please share hair care tips and products reviews here

[Follow our Feed](#)

[Follow us on Twitter](#)

Are you interested in reading a lot more forums and discussions? You can easily do that by [registering](#) in our forums! Registration is **free** and takes no more than a few minutes!

[Ads by Google](#) [Remy Hair](#) [Hair Weft](#) [Afro Hair](#) [Silky Hair](#) [Clip Hair](#)

#1 BEST Remy Hair Online Affordable Remy & Virgin Hair Weave Factory Direct Prices SAVE upto 60% www.SassyTress.com	WEN® by Chaz Dean Chaz Dean's WEN® Healthy Hair Care. 60 Day Money Back Guarantee! www.WenHaircare.com	Indian Remy Hair 80% OFF Get 100% Virgin Indian Remy. High Quality Hair. Free Shipping Today! www.eIndianHair.com/100%Guarantee
---	---	---

Ads by Google

Post Reply

Page 12 of 52 [« First](#) [<](#) [2](#) [8](#) [9](#) [10](#) [11](#) **12** [13](#) [14](#) [15](#) [16](#) [22](#) [>](#) [Last »](#)

Thread Tools ▼ Display Modes ▼

12-17-2009, 12:49 PM

#221



[missnurselady](#)
<<Regretting this cut!

Join Date: Jun 2006
Location: saint louis missouri
Posts: 495
Thanks: 2
Thanked 57 Times in 55 Posts

Re: Weave It Up Challenge 2010

I will be getting my hair done next Wednesday, I will be getting a full sew in with bangs.
**Are you weaving it up for 6 or 12 months?
12 months**

Regimen:

Not sure yet. I know I will be washing and dcing at least every two weeks.
Using MN/or Megatek

Products you are using for your own hair and for your weave:
Joico, Chi, anything moisturizing

End of challenge goal:

I hope to have at enough new growth to BC(im transistioning)
Starting length (16wks post)



*Haute
Couture
Hair*

at
READY
to
WEAR
PRICES

myhaircouture.com
www.myhaircouture.com
Ads by Google

» Latest Blogs

[Cooking with Olive Oil -
Pasta with Chicken,
Spinach, and Tomatoes
\(for Asuperwoman\)](#)
[Twix](#)



Super Fine 4a/b Operation GROW!

Last edited by missnurselady; 01-14-2010 at 12:50 PM. Reason: add pics



[My Mind's Eye](#)
[Glib Gurl](#)

[I applied for SIX jobs today!](#)
[Twix](#)

[Lets get this thang started](#)
[GoddessMaker](#)

[WTH is this kid's problem!?!?!?](#)
[kbragg](#)

[A Quote by Mother Teresa](#)

[baddison](#)

["Where in the World?" The Best \(and Worst\) Places to Have a Hassle-Free IR Relationsh](#)
[Christelyn](#)

[Maintaining Your Focus](#)
[Nice Lady](#)

[Hair Like Kim Kardashian](#)
[SingBrina](#)

[Please Share Any Tips/Advice for my Mom's Hot Flashes](#)
[BlackMasterPiece](#)

Ads by Google

[Human Hair Extensions](#)
[Care Hair](#)
[Hair Lengths](#)
[Hair for Weaving](#)
[Remi Weave](#)

The Following User Says Thank You to missnurselady For This Useful Post:

[loulou82](#) (12-19-2009)

12-17-2009, 05:07 PM

222



[PositivelyRadiant](#)
Member

Join Date: Feb 2007
Location: In the sunshine.....
Posts: 2,773
Thanks: 8,353
Thanked 5,045 Times in 1,511 Posts

Re: Weave It Up Challenge 2010

Hey just checkin in - I reinstalled today and think I am going to stay in this install until the end of January. I re-used my Remi Goddess hair and it looks great. I am happy with my reggie thus far and so will continue with the weekly washing and DCing and try and keep in my installs for 6 weeks at a time.



The Following User Says Thank You to PositivelyRadiant For This Useful Post:

[RoyalTee](#) (12-19-2009)

12-17-2009, 11:58 PM

223



[Nichi](#)
Tougha than Nigerian Hair

Join Date: Mar 2008
Location: Texas
Posts: 2,444
Thanks: 13,390
Thanked 10,709 Times in 1,677 Posts

Re: Weave It Up Challenge 2010

Quote:

Originally Posted by [loulou82](#)
Can't wait to see your new install! Don't forget to fill out the starting information listed in the OP and attach a starting pic!

Are you weaving it up for 6 or 12 months?
Gonna try for 6 months or 2 installs of 3.5 months

Regimen:
Weekly washes and moisturizing of braids/scalp. I may do random braidouts on my hair and weave hair

Products you are using for your own hair and for your weave:
-Herbal Essences Hello Hydration Conditioner
-Jason Naturals Biotin & Giovanni Tea Tree Triple Treat Shampoos
-Shea Butter moisturizer mix

End of challenge goal:
Maybe BSL 😊

Ads by Google

[Hair Growth Shampoo](#)
[Black Hair Weave](#)
[Hair Care Product](#)
[Long Hair Tips](#)
[Hair in Hair](#)

Post a starting length picture:

I dont have a pic of my straightened hair for length, I just have this old siggy pic. It's just a front shot though: sorry



I started a [thread about the new hair](#) before I remembered this thread



one day, I'm going to rock this & stunt on all you heauxs.



The Following User Says Thank You to Nichi For This Useful Post:

[loulou82](#) (12-19-2009)

12-18-2009, 09:15 AM

#224




All4Tris 
Member

Join Date: Sep 2007
Location: Somewhere shaving my head bald... sshhhh don't tell anyone!
Posts: 601
Thanks: 648
Thanked 501 Times in 208 Posts

Re: Weave It Up Challenge 2010

@ Nichi... I left you a question in your new thread.... I'll ask you here as well. How does the hair hold up? Does it shed, tangle or matt? Also, is it on the silky side or the textured side? TIA.... oh and I love the install! I also love your cousin's hair!!!



The Following 2 Users Say Thank You to All4Tris For This Useful Post:

[Nichi](#) (12-18-2009), [PositivelyRadiant](#) (12-18-2009)

12-18-2009, 10:06 AM

#225



Nichi
Tougha than Nigerian Hair

Join Date: Mar 2008
Location: Texas
Posts: 2,444
Thanks: 13,390
Thanked 10,709 Times in 1,677 Posts

Re: Weave It Up Challenge 2010

Quote:

Originally Posted by **All4Tris**
@ Nichi... I left you a question in your new thread... I'll ask you here as well. How does the hair hold up? Does it shed, tangle or matt? Also, is it on the silky side or the textured side? TIA.... oh and I love the install! I also love your cousin's hair!!!

thanks and I've answered it, chica.

It's more silky but has this feel that reminds me of hair with a blowout. When flat ironed, my hair matches really well, especially with color, (which can differ amongst brands, believe it or not). I'll spread the love to my cousin. I think her sew in looks so good too.



one day, I'm going to rock this & stunt on all you heauxs.



12-18-2009, 10:42 AM

#226

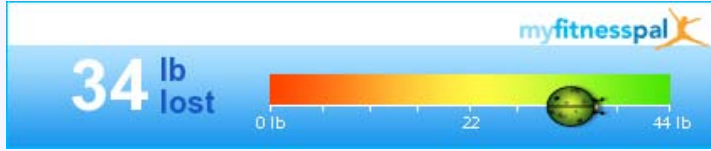
All4Tris
Member

Join Date: Sep 2007
Location: Somewhere shaving my head bald... sshhhh don't tell anyone!
Posts: 601
Thanks: 648
Thanked 501 Times in 208 Posts



Re: Weave It Up Challenge 2010

Thanks Nichi... I'm looking for some "fill-in" hair from the BSS before I make my next big Remi purchase!!!



The Following 2 Users Say Thank You to All4Tris For This Useful Post:

[Nichi](#) (12-18-2009), [PositivelyRadiant](#) (12-18-2009)

12-18-2009, 10:02 PM

#227



[angelgrl135](#)
Member

Join Date: Jul 2009
Location: ATL by way of CHS
Posts: 134
Thanks: 27
Thanked 204 Times in 76 Posts

Re: Weave It Up Challenge 2010

hey ladies! i just finished preparing for my install tomorrow!

I cowashed with HE totally twisted and did some SERIOUS detangling. Then I used the whole Joico K-pak system. Then I DC'ed with olive and coconut oils for abt an hour. I rinsed, towel dried, added a little olive oil and sealed with shea. I mostly air dried then blew it out for just a few minutes. I'm about to apply tea tree oil to my scalp...

I think that's it... I took pictures and I will post them tomorrow along with the install pics.



WEAVE IT UP CHALLENGE 2010/PERSONAL EXERCISE CHALLENGE (5hrs/wk)/11.5 mos post



12-19-2009, 05:32 AM

#228



[DiamOndiva](#)
Member

Join Date: Dec 2008
Location: Long Beach, Ca
Posts: 96
Thanks: 24
Thanked 43 Times in 25 Posts

Re: Weave It Up Challenge 2010

just bought my outre yesterday.. and am preping for install by the new year

www.fotki.com/diamOndiva

Products- Aphogee, ORG, MT Vitamins- Usual suspects Work out, and drink plenty of water
[Weave it Up 2010 Challenge](#) [Edged and Nape 2010 Challenge](#)



12-19-2009, 04:24 PM

229

[eocceas](#)
Member

Join Date: May 2009
Location: Atlanta
Posts: 31
Thanks: 1
Thanked 12 Times in 7 Posts

Re: Weave It Up Challenge 2010

Hi I would like to join this challenge. I currently have an install in now that I got the day b4 Thanksgiving. And 1 month before that I got the BC!:-)

Are you weaving it up for 6 or 12 months?
6 mo. than I will see how my hair does to determine if I should go another 6

Regimen:
shampoo 2x week with with baking soda and ACV rinse
DC with every wash with Alter Ego Garlic Con. or Nioxin
Moisture and seal every other night with full baggy

Products you are using for your own hair and for your weave:
own hair Alter Ego con. and Nioxin, and Neutrogena Triple Moisture is leave in
dilluted version on weave hair
seal with EVOO, JBCO, Vitamin e, or coconut oil

End of challenge goal:
As close to BSB as I can get but def APL

Post a starting length picture:

[Attached Images](#)

[backshot.JPG](#) (96.8 KB, 20 views)

[luv luv luv.JPG](#) (89.6 KB, 19 views)

[TADAHHL.jpg](#) (33.7 KB, 27 views)



The Following User Says Thank You to eocceas For This Useful Post:

[loulou82](#) (12-19-2009)

12-19-2009, 04:34 PM

230



[PositivelyRadiant](#)
Member

Join Date: Feb 2007
Location: In the sunshine.....
Posts: 2,773
Thanks: 8,353
Thanked 5,045 Times in 1,511 Posts

Re: Weave It Up Challenge 2010

Hi LouLou can you please add this thread to your list of links I think it has some useful information we can all benefit from.

Thanks !

<http://www.longhaircareforum.com/for...d.php?t=410454>



The Following User Says Thank You to PositivelyRadiant For This Useful Post:

Demi 1974 (12-22-2009)

12-19-2009, 04:39 PM

#231



loulou82
ApL and bSL in 2010

Join Date: May 2007
Location: Everywhere You Want To Be
Posts: 1,399
Thanks: 1,011
Thanked 1,196 Times in 443 Posts

Re: Weave It Up Challenge 2010

Quote:

Originally Posted by [stellagirl76](#)
Hi LouLou can you please add this thread to your list of links I think it has some useful information we can all benefit from.

Thanks !

<http://www.longhaircareforum.com/for...d.php?t=410454>

It's updated. 😊

Weave Challenge 2010
MBL 2011



The Following 2 Users Say Thank You to loulou82 For This Useful Post:

[Demi 1974](#) (12-22-2009), [PositivelyRadiant](#) (12-19-2009)

12-19-2009, 04:45 PM

#232



loulou82
ApL and bSL in 2010

Join Date: May 2007
Location: Everywhere You Want To Be
Posts: 1,399
Thanks: 1,011
Thanked 1,196 Times in 443 Posts

Re: Weave It Up Challenge 2010

Ya'll going hard in this challenge. Half of ya'll already got your installs in. 🍀 As for me, I finally received my weft sealant today! 🧑🏻💇🏻 I'm going to seal tonight and color tomorrow. The hair from AAMH is a dark brown. I hope I don't screw up the hair trying to be Ms. DIY.

Weave Challenge 2010
MBL 2011



The Following 2 Users Say Thank You to loulou82 For This Useful Post:

[PositivelyRadiant](#) (12-19-2009), [TheGrimPhreaker](#) (12-21-2009)

12-19-2009, 04:52 PM

#233



loulou82
ApL and bSL in 2010

Join Date: May 2007
Location: Everywhere You Want To Be
Posts: 1,399
Thanks: 1,011
Thanked 1,196 Times in 443 Posts

Re: Weave It Up Challenge 2010

Quote:

Originally Posted by **Brummie**

LouLou, what spray product did you use on your edges? My edges are also really thin and I always suffer from build up when I put my hair in braids, so not sure what I can do to prevent it.

I used (1) distilled water mixed with tea tree oil and grapeseed oil mix or (2) Jane Carter Solution Leave In Spray or (3) a mix of Infusium 23, distilled water, and jojoba oil. Use any of them lightly once a day or every other day.

Weave Challenge 2010

MBL 2011



The Following 4 Users Say Thank You to loulou82 For This Useful Post:

[All4Tris](#) (12-21-2009), [Brummie](#) (12-28-2009), [PositivelyRadiant](#) (12-19-2009), [RoyalTee](#) (12-19-2009)

12-19-2009, 06:17 PM

#234



TheGrimPhreaker
KungFuHairNinja

Join Date: Jul 2009
Location: Queens, NY
Posts: 437
Thanks: 3,994
Thanked 943 Times in 258 Posts

Re: Weave It Up Challenge 2010

I'M SO IN!!! This will be my first time wearing a sew in so I'm super excited!!

Are you weaving it up for 6 or 12 months?

12 months

Regimen:

Will shampoo hair with diluted shampoo bottle

Hair up under will moisturized with my special mix of conditioner, water and castor oil every other day.

Products you are using for your own hair and for your weave:

I will most likely be using synthetic hair, human hair is too expensive for me right now, but will probably get down the road!

Conditioner: Hairveda MC24 Moisturizing Conditioner

Shampoo: Hairveda Amla Shampoo

End of challenge goal:

Shoulder Length

Post a starting length picture: Coming soon!!!! Cam's acting wonky 😞

Short Term Goal: SL Long Term: Classic



The Following User Says Thank You to TheGrimPhreaker For This Useful Post:

[loulou82](#) (12-30-2009)

12-19-2009, 07:30 PM

#235



[RoyalTee](#)
Formal BreakageInAtlanta

Join Date: Mar 2009
Location: Atlanta by the way of Flatbush, BK
Posts: 190
Thanks: 644
Thanked 74 Times in 55 Posts

Re: Weave It Up Challenge 2010

You weren't playing w/ that Remi Goddess huh.

Quote:

Originally Posted by [stellagirl76](#)
Hey just checkin in - I reinstalled today and think I am going to stay in this install until the end of January. I re-used my Remi Goddess hair and it looks great. I am happy with my reggie thus far and so will continue with the weekly washing and DCing and try and keep in my installs for 6 weeks at a time.

I'm natural now! BC'd on 6/19/2010! God my hair is beautiful!



12-20-2009, 12:12 PM

#236



[PositivelyRadiant](#)
Member

Join Date: Feb 2007
Location: In the sunshine.....
Posts: 2,773
Thanks: 8,353
Thanked 5,045 Times in 1,511 Posts

Re: Weave It Up Challenge 2010

Quote:

Originally Posted by [BreakageInAtlanta](#)
You weren't playing w/ that Remi Goddess huh.

Nope and let me tell you its looking pretty good. Its funny you should write this because I was just gonna do another update for the ladies in this thread about this hair.

Anyways here are pictures of the install (pw in profile):

<http://public.fotki.com/stellagirl76/weave-17-dec-2009/>

My Update (from Fotki):

"I re-installed my weave on the 17 December for the Christmas and New Year Festivities and as part of the "weave up challenge" on LHCF. I am also on a "use up your stash" challenge at the moment so instead of buying some more Remi Goddess hair, I decided to use my previous weave hair again as well as the un-used half packet that I had previously not used. As you can see it came out great and the hair is still in good condition and I am hoping to keep this hair in now until the end of January 2010 instead of the New Year as I had first planned.

I think I am getting the hang of this hair now. I had previously used this hair but had not liked it so much but now realise that I had been putting too much oil on it when I was straightening it and bumping in the mornings before work. Instead this hair really likes minimum fuss to keep it weightless and preserve its swing and bounce.

I now shampoo this hair once a week. Firstly I pre-poo with either Neem Oil or Vatika (both in my stash) with CON shampoo diluted down in an applicator bottle. I focus mainly on my scalp during the washing and the shampoo then finds its way down the lengths of the hair during the rinsing process which keeps it clean. I then follow this with any conditioner/ protein combination from my stash. (For some reason this hair loves the Mizani custom blends conditioners in my stash - I mix 2 parts moisturefuse and 2 parts kerafuse). I then dilute this mixture down and apply to my own hair under the weave. I then DC under a heat conditioning cap for 15 - 20 minutes and then thorough rinse it out for 5 - 10 mins. Finally (as a new step) I then further condition my hair with Nexxus Humectress for 10 mins (while I clean up in the bathroom) and then finally rinse this out with lukewarm and then cool water (not hot) to give an added boost of moisture, swing and shine.

I started this final step after reading on BHM and LHCF that weave hair loves Silicon Mix. I do not have Silicon Mix. It is also very expensive and hard to get hold of in the UK so I compared the ingredients in Nexxus Humectress which I already have in my stash and they appeared to be roughly comparable so I used that instead. When the Humectress runs out I may invest in some Silicon Mix and this final step appears to work so well."

I include this update because I had previously been told to keep the hair away from cones (I think I said this in another post). However this is not true. This hair to some degree loves silicon mix and Nexxus Humectress (new cone heavy formula) so much so that it makes it shine and gives it a new lease of life."

Anyway just wanted to give you the heads up ladies and apologies for the long thread....🙏

Last edited by PositivelyRadiant; 12-20-2009 at 12:17 PM.



The Following 2 Users Say Thank You to PositivelyRadiant For This Useful Post:

[loulou82](#) (12-30-2009), [RoyalTee](#) (12-20-2009)

12-21-2009, 09:45 AM

#237



[bella gee](#)
Member

Join Date: Dec 2007
Posts: 339
Thanks: 42
Thanked 219 Times in 73 Posts

Re: Weave It Up Challenge 2010

Im seriously thinking of joining the 6 month challenge.

I am sick of my hair. I'm so bored with it that Ive seriously considered cutting it all of.

I should probably weave it up, before I chop it up...lol



Create your own **Pixstrips.com** tell your story

<http://public.fotki.com/BellaGee/>



12-21-2009, 10:02 AM

#238



All4Tris 
Member

Join Date: Sep 2007
Location: Somewhere shaving my head bald... ssshhh don't tell anyone!
Posts: 601
Thanks: 648
Thanked 501 Times in 208 Posts

 **Re: Weave It Up Challenge 2010**

@ bella.... that braidout/twistout is GORGEOUS!!!




The Following User Says Thank You to All4Tris For This Useful Post:

[bella_gee](#) (12-21-2009)

12-21-2009, 10:08 AM

#239



Kerryann 
Member

Join Date: Apr 2009
Location: In my Coils
Posts: 4,631
Thanks: 7,178
Thanked 6,224 Times in 2,023 Posts

 **Re: Weave It Up Challenge 2010**

I am installing my weave next weekend yeah

TWA grow out, 1Inch every month Challenge 2010
Megatek/MN mix/Wildgrowth Oil



12-21-2009, 03:20 PM

#240



apemay1969 
Member

Join Date: Dec 2007
Location: Brew City
Posts: 1,229
Thanks: 510
Thanked 573 Times in 257 Posts

 **Re: Weave It Up Challenge 2010**

I'm going tonight to search for curly kinky at the BSS. I did some research over at BHM for the good BSS brands. Wish me luck. I'll be putting it in over the Winter Break after our last day on December 22. That way I can play with a bit before I return to work on January 4th.



Post Reply

Bookmarks

- Google
- Digg
- del.icio.us
- StumbleUpon

<< [Previous Thread](#) | [Next Thread](#) >>

Posting Rules

You **may not** post new threads
 You **may not** post replies
 You **may not** post attachments
 You **may not** edit your posts

[BB code](#) is **On**
[Smilies](#) are **On**
[\[IMG\]](#) code is **On**
 HTML code is **Off**

[Forum Rules](#)

Forum Jump

[Hair Care Tips & Product Review Discussion](#)

All times are GMT -5. The time now is 02:36 PM.

[Contact Us](#) - [Long Hair Care Forums](#) - [Archive](#) - [Top](#)

Powered by vBulletin® Version 3.8.5
 Copyright ©2000 - 2010, Jelsoft Enterprises Ltd.

Copyright © 2002-2010, Long Hair Care Forum, LLC

Site Maintenance [Nikos Dimopoulos](#) - www.niden.net

[Hair Care Tips & Product Review Discussion](#) - [Makeup, Skin Care & Nail Fanatics](#) - [Health & Fitness](#) - [Fashion](#) - [Christian Fellowship](#)